

WATERTIGHT by ROVASI



EHPAD Crémieu / GRP-elec




Downlight encastré extérieur
Corps aluminium traité contre la corrosion
Dispositif anti-condensation

Réflecteur aluminium brillant, mat ou facetté,
selon faisceaux
Verre trempé clair 5mm, Vis et anneau inox 316L


Driver externe IP65 inclus
50000h/L80/B10 - Garantie 5 ans
IRC > 80 - SDCM 3

Sur demande :

- Faisceaux intensifs
- Anneau aluminium teinte RAL
- Version IRC>90
- Version gradable DALI / SWITCH-DIM
- Hauteur réduite version SHALLOW
- Version carrée



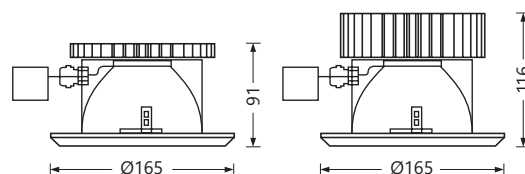
Gymnase Civrieux-d'Azergues / STREM / GUILLOT



WATERTIGHT by ROVASI

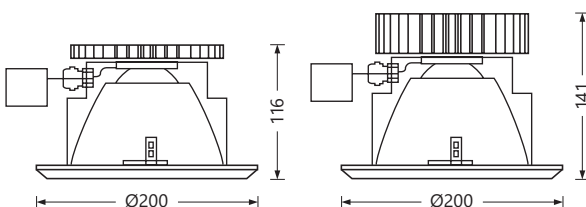


WATERTIGHT Ø165mm



| Code article | Watt | Faisceau | Teinte LED | Flux utile | H | Tarif € HT |
|----------------|------------------------------|----------|-------------------|-------------|-------|------------|
| WTTs-11xx50-10 | 11W | 50° | 3000K ou 4000K | 1367/1424lm | 91mm | NC |
| WTTs-17xx50-10 | 17W | | | 1923/2003lm | | NC |
| WTTs-23xx55-10 | 23W | 55° | 3000K ou 4000K | 2477/2583lm | 116mm | NC |
| WTTs-35xx55-10 | 35W | | | 3626/3782lm | | NC |
| WTTs-48xx55-10 | 48W | | | 4728/4929lm | | NC |
| OPTION | Fermeture IK10 polycarbonate | | | | | NC |

WATERTIGHT Ø200mm



| Code article | Watt | Faisceau | Teinte LED | Flux utile | H | Tarif € HT |
|----------------|------------------------------|----------|-------------------|-------------|-------|------------|
| WTTM-11xx39-10 | 11W | 39° | 3000K ou 4000K | 1428/1488lm | 116mm | NC |
| WTTM-17xx39-10 | 17W | | | 2009/2093lm | | NC |
| WTTM-23xx42-10 | 23W | 42° | 3000K ou 4000K | 2598/2710lm | 141mm | NC |
| WTTM-35xx42-10 | 35W | | | 3805/3968lm | | NC |
| WTTM-48xx42-10 | 48W | | | 4960/5171lm | | NC |
| OPTION | Fermeture IK10 polycarbonate | | | | | NC |

xx = 30 (3000K) ou 40 (4000K)